

Serving Every Ohioan

Consortium At-A-Glance


92 Library Systems	1,114,414 Physical Circulation
225 Locations	97,611 Digital Circulation
46 Counties	\$70,921 Digital Consortium Spending
890,906 Borrowers	167 Original Catalog Records
7,982,718 Physical Items	332 Die Cuts Circulated
131,742 Digital Items	

5 Most Popular Titles by Format

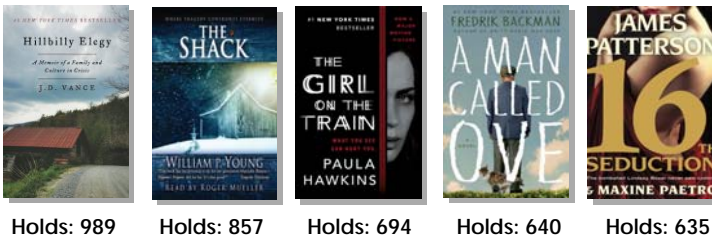
Juvenile eBooks — 11,806 Checkouts



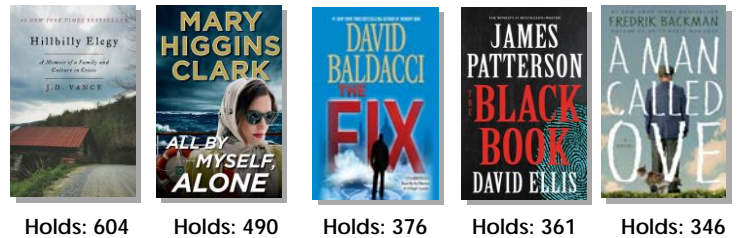
Juvenile Books — 345,920 Checkouts



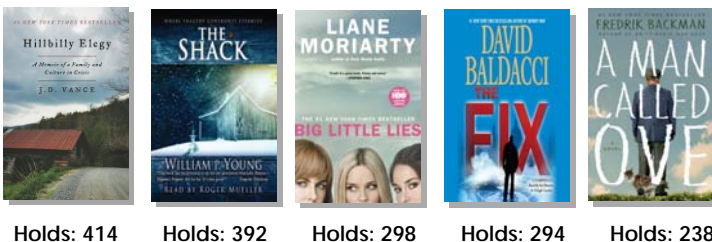
Adult eBooks — 59,074 Checkouts



Adult Books — 311,335 Checkouts



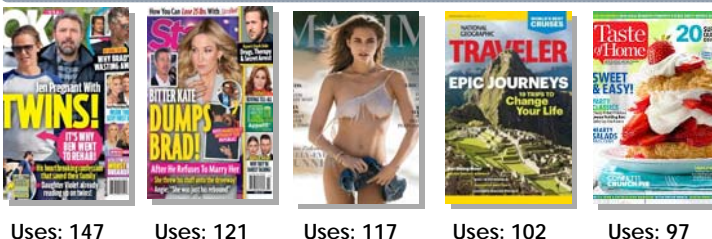
eAudiobooks — 24,597 Checkouts



Audiobooks — 32,838 Checkouts



Digital Magazines — 828 Checkouts



Physical Movies — 344,081 Checkouts

