

Serving Every Ohioan

Consortium At-A-Glance

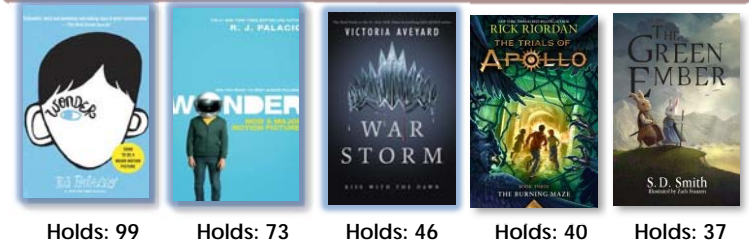
93 Library Systems	1,174,614 Physical Circulation
237 Locations	155,452 Digital Items
47 Counties	116,427 Digital Circulation#
922,530 Borrowers	\$24,996.83 Digital Consortium Spending
8,050,444 Physical Items	336 Die Cuts Circulated#
#	

5 Most Popular Titles by Format

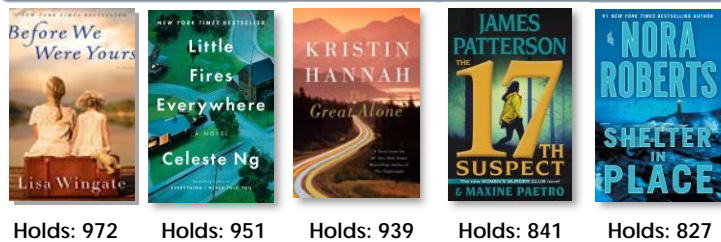
Juvenile eBooks — 13,329 Checkouts



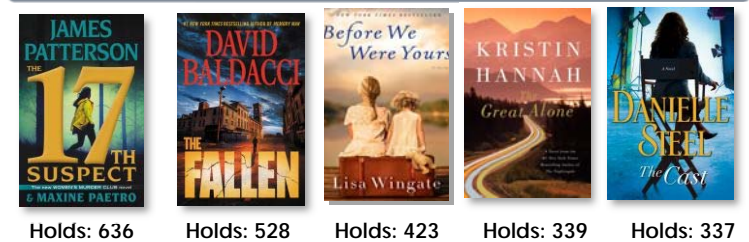
Juvenile Books — 351,257 Checkouts



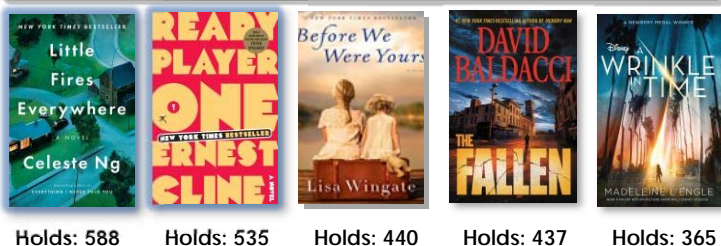
Adult eBooks — 68,485 Checkouts




Adult Books — 336,422 Checkouts



eAudiobooks — 34,160 Checkouts



Audiobooks — 33,468 Checkouts



Physical Movies — 371,521 Checkouts

