

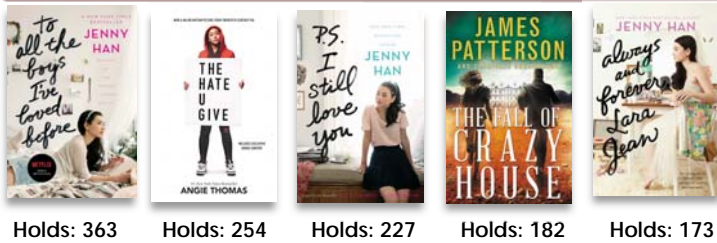
Serving Every Ohioan

Consortium At-A-Glance

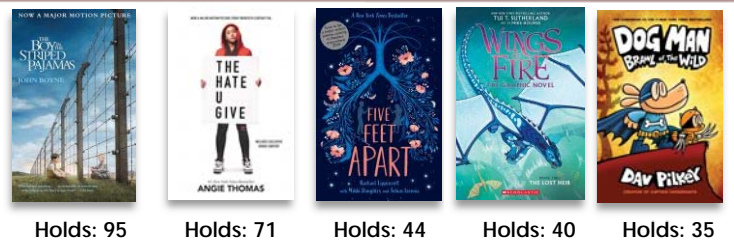
94 Library Systems	1,186,901 Physical Circulation
238 Locations	175,046 Digital Items
48 Counties	135,139 Digital Circulation#
897,211 Borrowers	\$49,083 Digital Consortium Spending
8,042,563 Physical Items	374 Die Cuts Circulated#
#	

5 Most Popular Titles by Format

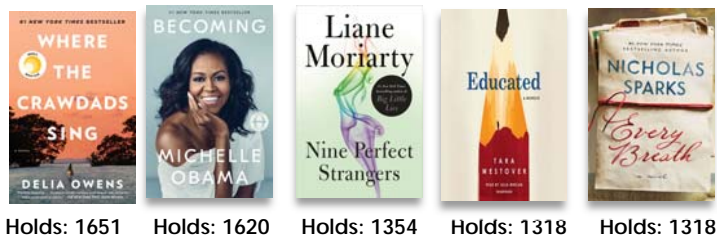
Juvenile ebooks — 14,165 Checkouts



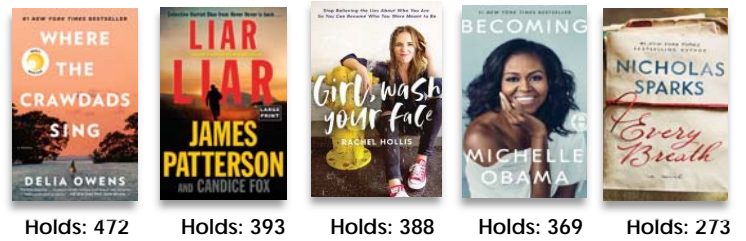
Juvenile Books — 383,246 Checkouts




Adult ebooks — 77,360 Checkouts



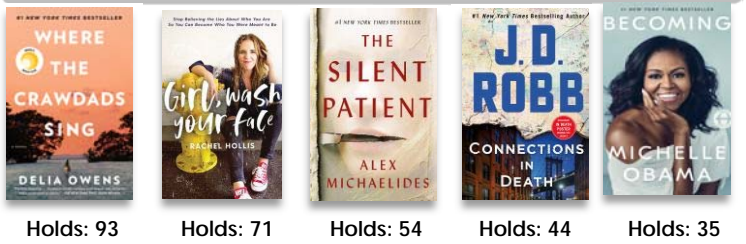
Adult Books — 317,540 Checkouts




e-audiobooks — 41,021 Checkouts



Audiobooks — 28,604 Checkouts



Digital Magazines — 6,596 Checkouts



Physical Movies — 381,486 Checkouts

