

Serving Every Ohioan

Consortium At-A-Glance


94 Library Systems	1,256,329 Physical Circulation
238 Locations	176,623 Digital Items
48 Counties	150,237 Digital Circulation
904,824 Borrowers	\$23,146 Digital Consortium Spending
8,038,542 Physical Items	407 Die Cuts Circulated

5 Most Popular Titles by Format

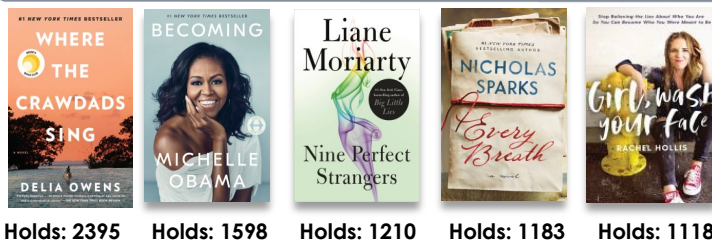
Juvenile ebooks — 15,845 Checkouts



Juvenile Books — 412,232 Checkouts



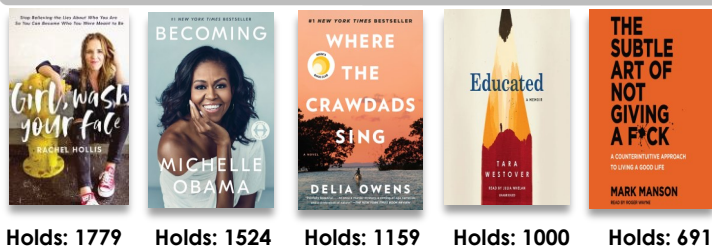
Adult ebooks — 84,877 Checkouts



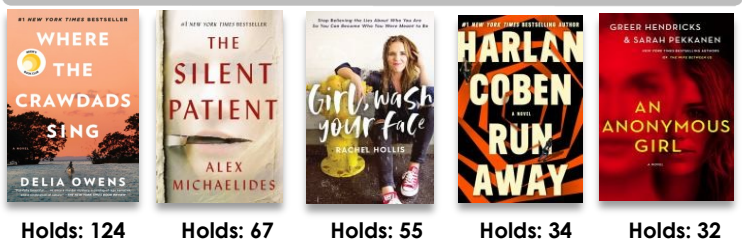
Adult Books — 332,336 Checkouts



e-audiobooks — 46,204 Checkouts



Audiobooks — 30,853 Checkouts



Digital Magazines — 2,358 Checkouts



Physical Movies — 397,840 Checkouts

