


Serving Every Ohioan

Consortium At-A-Glance

94 Library Systems	185,003 Digital Items
238 Locations	145,492 Digital Circulation
48 Counties	26,123 Active Digital Users
841,961 Borrowers	\$78,158.76 Digital Consortium Spending
8,033,807 Physical Items	\$27,738.29 Digital Advantage Spending
1,169,377 Physical Circulation	\$105,897.05 Total Digital Spending
422 Die Cuts Circulated	

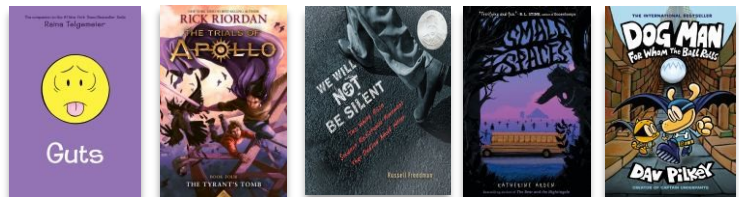
5 Most Popular Titles by Format

Juvenile eBooks — 14,775 Checkouts



Holds: 131 Holds: 120 Holds: 117 Holds: 114 Holds: 109

Juvenile Books — 388,845 Checkouts



Holds: 80 Holds: 60 Holds: 51 Holds: 40 Holds: 38

Adult eBooks — 78,392 Checkouts




Holds: 3376 Holds: 970 Holds: 926 Holds: 870 Holds: 819

Adult Books — 317,535 Checkouts



Holds: 1307 Holds: 497 Holds: 426 Holds: 369 Holds: 284

eAudiobooks — 49,191 Checkouts



Holds: 2203 Holds: 1039 Holds: 1006 Holds: 973 Holds: 861

Audiobooks — 28,417 Checkouts



Holds: 115 Holds: 46 Holds: 38 Holds: 30 Holds: 28

Digital Magazines — 2,729 Checkouts



Uses: 639 Uses: 452 Uses: 435 Uses: 396 Uses: 369

Physical Movies — 361,814 Checkouts



Holds: 381 Holds: 357 Holds: 346 Holds: 273 Holds: 239