


94 Library Systems	187,664 Digital Items
238 Locations	154,094 Digital Circulation
48 Counties	28,870 Active Digital Users
841,961 Borrowers	\$28,702 Digital Consortium Spending
8,027,453 Physical Items	\$33,691 Digital Advantage Spending
1,300,706 Physical Circulation	\$62,393 Total Digital Spending
478 Die Cuts Circulated	

5 Most Popular Titles by Format

Juvenile eBooks — 15,221 Checkouts



Juvenile Books — 456,821 Checkouts



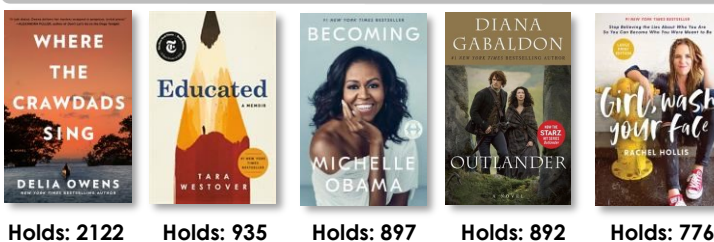
Adult eBooks — 82,520 Checkouts




Adult Books — 340,097 Checkouts



eAudiobooks — Checkouts 53,124



Audiobooks — 30,879 Checkouts



Digital Magazines — 2,661 Checkouts



Physical Movies — 395,467 Checkouts

