


Serving Every Ohioan

Consortium At-A-Glance


94 Library Systems	189,733 Digital Items
238 Locations	140,877 Digital Circulation
48 Counties	28,079 Active Digital Users
851,803 Borrowers	\$54,408 Digital Consortium Spending
8,012,983 Physical Items	\$23,572 Digital Advantage Spending
1,157,470 Physical Circulation	\$77,980 Total Digital Spending
475 Die Cuts Circulated	

5 Most Popular Titles by Format

Juvenile eBooks — 14,114 Checkouts



Juvenile Books — 388,840 Checkouts



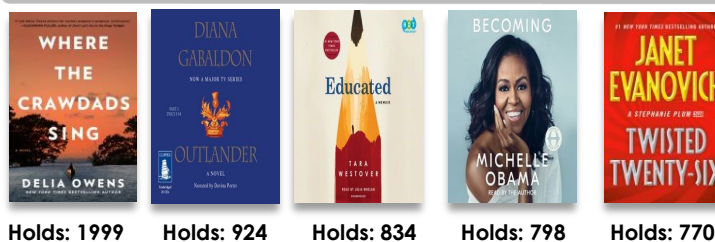
Adult eBooks — 76,120 Checkouts



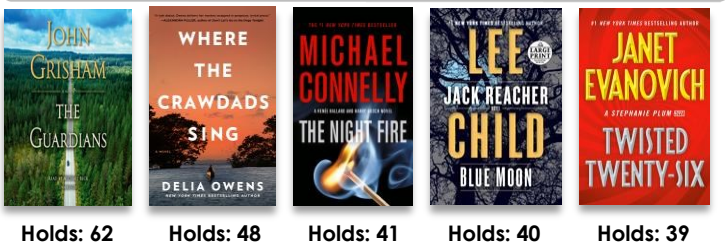
Adult Books — 303,074 Checkouts



eAudiobooks — 49,392 Checkouts



Audiobooks — 27,187 Checkouts



Digital Magazines — 2,348 Checkouts



Physical Movies — 370,357 Checkouts

