

Serving Every Ohioan

Consortium At-A-Glance


94 Library Systems	191,763 Digital Items
238 Locations	162,788 Digital Circulation
48 Counties	32,002 Active Digital Users
862,394 Borrowers	\$17,943 Digital Consortium Spending
7,987,453 Physical Items	\$21,498 Digital Advantage Spending
1,241,678 Physical Circulation	\$39,442 Total Digital Spending
626 Die Cuts Circulated	

5 Most Popular Titles by Format

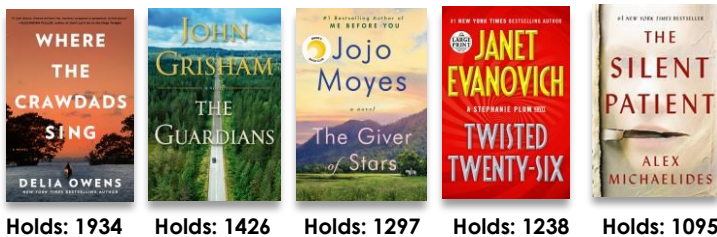
Juvenile eBooks — 15,820 Checkouts



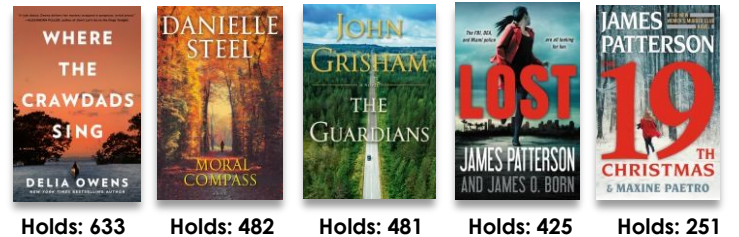
Juvenile Books — 407,820 Checkouts



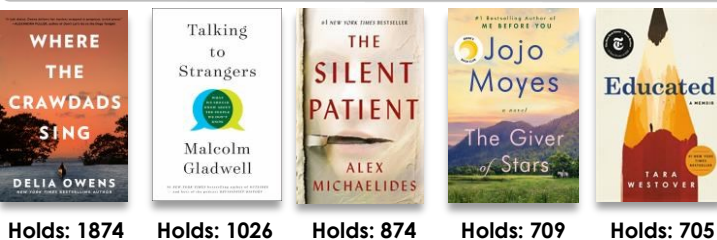
Adult eBooks — 88,223 Checkouts




Adult Books — 340,592 Checkouts



eAudiobooks — 57,109 Checkouts



Audiobooks — 28,532 Checkouts



Digital Magazines — 2,485 Checkouts



Physical Movies — 390,031 Checkouts

