

Serving Every Ohioan

Consortium At-A-Glance

94 Library Systems	192,947 Digital Items
238 Locations	164,747 Digital Circulation
48 Counties	31,160 Active Digital Users
872,010 Borrowers	\$ 27,518 Digital Consortium Spending
7,948,696 Physical Items	\$108,915 Digital Advantage Spending
735,971 Physical Circulation	\$143,933 Total Digital Spending
337 Die Cuts Circulated	

5 Most Popular Titles by Format

Juvenile eBooks — 18,760 Checkouts




Holds: 211 Holds: 202 Holds: 169 Holds: 165 Holds: 152

Juvenile Books — 252,405 Checkouts




Holds: 66 Holds: 51 Holds: 43 Holds: 39 Holds: 39

Adult eBooks — 90,645 Checkouts




Holds: 2,061 Holds: 1,837 Holds: 1,294 Holds: 1,219 Holds: 1,132

Adult Books — 209,057 Checkouts



Holds: 595 Holds: 499 Holds: 290 Holds: 251 Holds: 228

eAudiobooks — 51,656 Checkouts



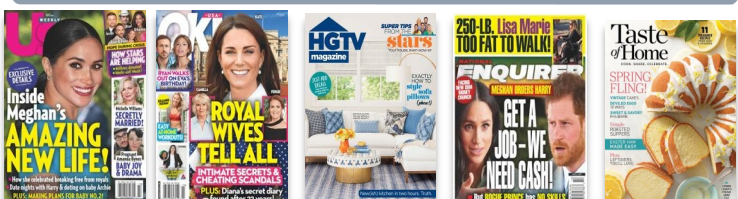
Holds: 1,708 Holds: 1,017 Holds: 936 Holds: 843 Holds: 838

Audiobooks — 17,484 Checkouts



Holds: 61 Holds: 46 Holds: 44 Holds: 31 Holds: 23

Digital Magazines — 2,943 Checkouts



Uses: 565 Uses: 410 Uses: 382 Uses: 379 Uses: 372

Physical Movies — 216,241 Checkouts



Holds: 665 Holds: 527 Holds: 423 Holds: 398 Holds: 344