

Serving Every Ohioan

Consortium At-A-Glance


95 Library Systems	201,936 Digital Items
241 Locations	166,529 Digital Circulation
49 Counties	27,690 Active Digital Users
809,488 Borrowers	\$ 12,240 Digital Consortium Spending
7,867,202 Physical Items	\$ 42,928 Digital Advantage Spending
708,611 Physical Circulation	\$ 55,168 Total Digital Spending
101 Die Cuts Circulated	

5 Most Popular Titles by Format

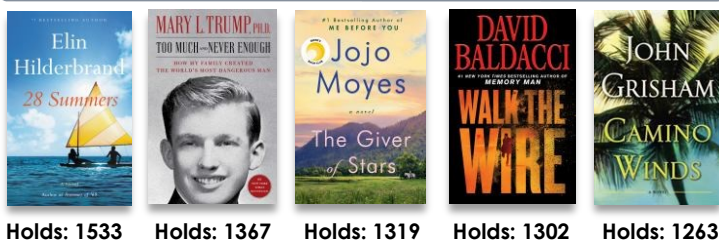
Juvenile eBooks — 17,999 Checkouts



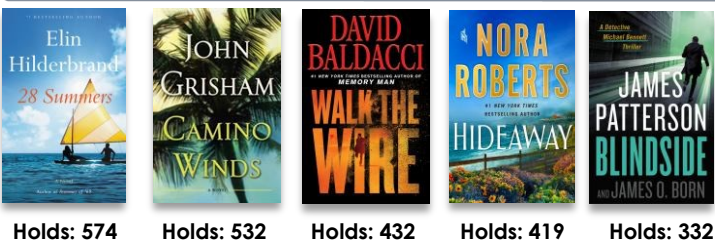
Juvenile Books — 244,707 Checkouts



Adult eBooks — 94,206 Checkouts



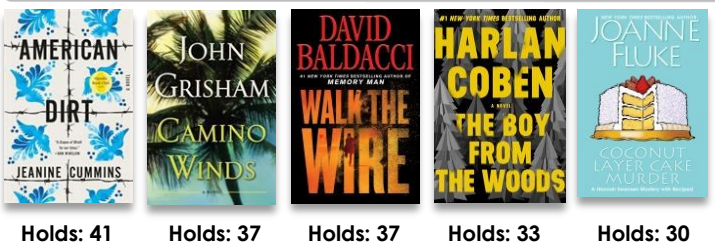
Adult Books — 225,496 Checkouts



eAudiobooks — 51,532 Checkouts



Audiobooks — 17,841 Checkouts



Digital Magazines — 2,252 Checkouts



Physical Movies — 183,326 Checkouts

