

Serving Every Ohioan

Consortium At-A-Glance

95	Library Systems	205,816	Digital Items
241	Locations	154,607	Digital Circulation
49	Counties	27,621	Active Digital Users
790,580	Borrowers	\$ 19,618	Digital Consortium Spending
7,866,165	Physical Items	\$ 22,368	Digital Advantage Spending
849,599	Physical Circulation	\$ 41,986	Total Digital Spending
325	Die Cuts Circulated		

5 Most Popular Titles by Format

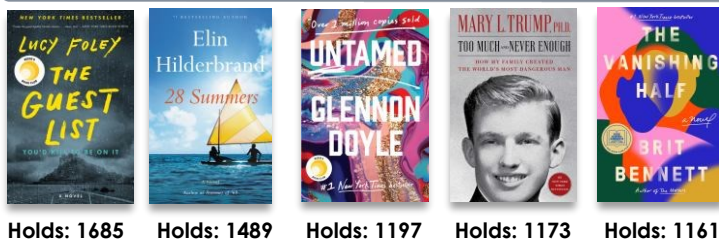
Juvenile eBooks — 18,955 Checkouts



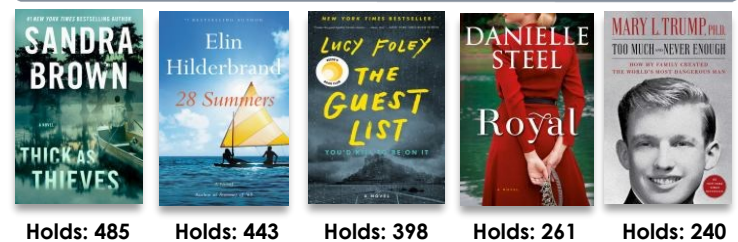
Juvenile Books — 285,525 Checkouts



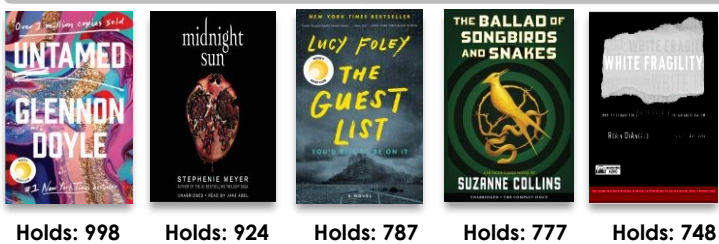
Adult eBooks — 83,427 Checkouts



Adult Books — 265,053 Checkouts



eAudiobooks — 49,657 Checkouts



Audiobooks — 21,916 Checkouts



Digital Magazines — 2,167 Checkouts



Physical Movies — 230,352 Checkouts

