

Serving Every Ohioan

Consortium At-A-Glance

97 Library Systems	227,976 Digital Items
257 Locations	163,443 Digital Circulation
49 Counties	26,643 Active Digital Users
821,838 Borrowers	\$ 60,559 Total Digital Spending
8,141,404 Physical Items	14,377 Holds Placed using SEO Libraries App
876,293 Physical Circulation	40,868 Total Searches using SEO Libraries App
155 Die Cuts Circulated	

5 Most Popular Titles by Format

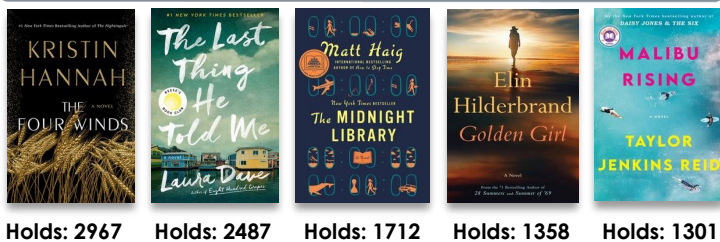
Juvenile eBooks — 15,754 Checkouts




Juvenile Books — 361,298 Checkouts



Adult eBooks — 89,056 Checkouts




Adult Books — 258,272 Checkouts



eAudiobooks — 54,246 Checkouts



Audiobooks — 19,085 Checkouts



Digital Magazines — 4,110 Checkouts



Physical Movies — 187,792 Checkouts

